

## Appropriate Testing for Pharyngitis (CMS146)

<https://ecqi.healthit.gov/ecqm/ep/2022/cms146v10>

### Measure Details

**Measure Description:** The percentage of episodes for patients 3 years and older with a diagnosis of pharyngitis that resulted in an antibiotic dispensing event and a group A streptococcus (strep) test

**Initial Population:** Patients 3 years and older with a diagnosis of pharyngitis AND an antibiotic dispensing event on or within 3 days of visit\*.

\*(Outpatient, telephone, online assessment (i.e. e-visit or virtual check-in), observation, or emergency department (ED) visits).

**Denominator:** Equals Initial Population.

**Numerator:** A group A streptococcus test in the seven-day period from three days prior to the episode date through three days after the episode date.

### Exclusions:

- Exclude episodes where the patient is taking antibiotics in the 30 days prior to the episode date or had an active prescription on the episode date.
- Exclude episodes where the patient is taking antibiotics in the 30 days prior to the episode date or had an active prescription on the episode date.
- Exclude episodes where the patient had a comorbid condition during the 12 months prior to or on the episode date.
- Exclude episodes when the patient had hospice care for any part of the measurement period.
- Exclude episodes where the patient had a competing diagnosis on or within three days after the episode date.

### Documentation Overview

What is Documented	When is it Documented	Where in QEMR
Diagnosis of Pharyngitis	On or W/I 3 days of visit in 2022	DxCPT Module
Antibiotic	On or W/I 3 days of visit in 2022	RxMed Module
Group A Strep Test	In 7-day period from 3 days prior to 3 days after episode	Order & Results
Exclusions/Exceptions		Where in QEMR
ABX 30 days to episode		RxMeds Module
Comorbid Condition W/I 12 mos prior to episode		History Module
Hospice Care		History Module

## Set Up

Screening results are received via Lab Interface, the resulting lab should be sending LOINC in the HL7 message. If resulted internally (in office lab test), build the appropriate result profile in **Edit > Orders & Results**, adding appropriate LOINC (from lab test kit).

### Building Internal Order & Results

1. Log into **QEMR** > Navigate to **Edit > Order & Results Setup > New** hot button
2. Complete the Test Master screen as shown below > Click **Save & Close**

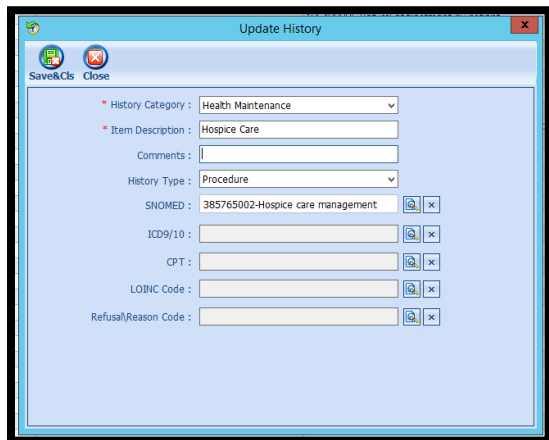
When searching for the LOINC Order Code if it is not there you will need to create by following the steps listed here:

- Click the **Add LOINC Order Code** icon
- Complete the LOINC Order Code Master as shown below
  - **Code:** 11268-0
  - **Name:** Streptococcus pyogenes [Presenin Throat by Organism specific culture
- Click **Save & Close** button

### Hospice Care Exclusion

Build history item shows below to documents patients receiving hospice care.

1. Log into **QEMR** > Navigate to **Edit > History**
2. Highlight **Health Maintenance Screening** from History Category list on left side bar
3. Click **New** hot button
4. **Complete the Update History Screen** as seen below
5. Click **Save & Close** hot button

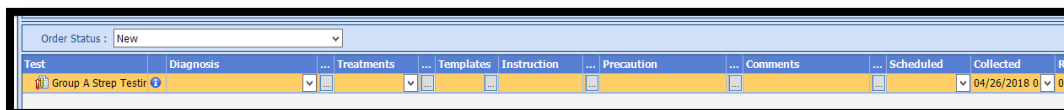


## Workflow

### Ordering Group A Strep Test

For those who order or perform the testing without a lab interface order and results must be done via the **Orders & Results > Order Entry**

1. Navigate to **Orders & Results > Order Entry** hot button
2. Double-click **Group A Strep Testing**
  - a. To modify and/or print the prescription for the patient click the ellipsis icon for templates
  - b. **Modify** Template if necessary > **Print** > **Save & Close**
3. **Save & Close** the order Entry Screen > **Save & Close** the View Orders and Results Screen



### Ordering Prescription

If the patient has testing positive for Group A Strep appropriate antibiotics to be prescribed via the **RxMeds** module

1. Prescribe the patient antibiotics per standard office workflow documenting in **New Prescription** field in **Rx-Meds** within 3 days of patients visit

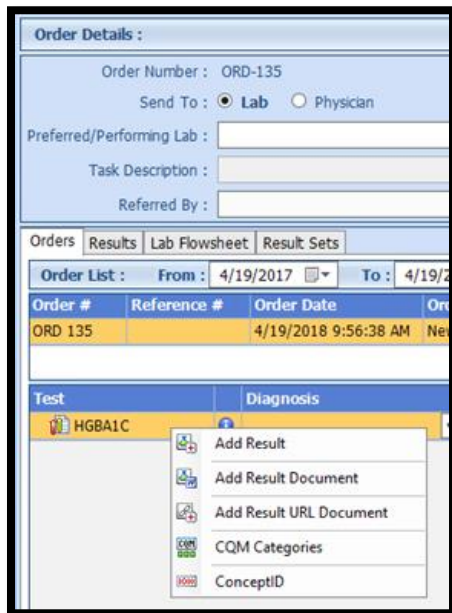
### Adding Test Results

After receiving the test results via scanned documents or received fax you must associate it with the order or manually enter the numerical results if testing was done in-house.

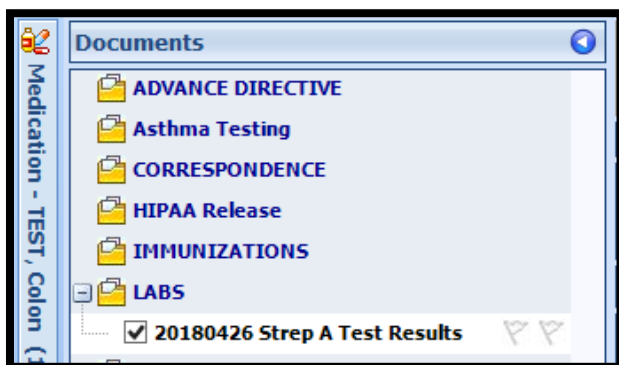
### Adding Scanned Results

To associate a document to the test results:

1. Navigate to **Orders & Results > Orders Tab**
2. Right-click on the test you would like to add the results to
3. Click **Add Results Document**



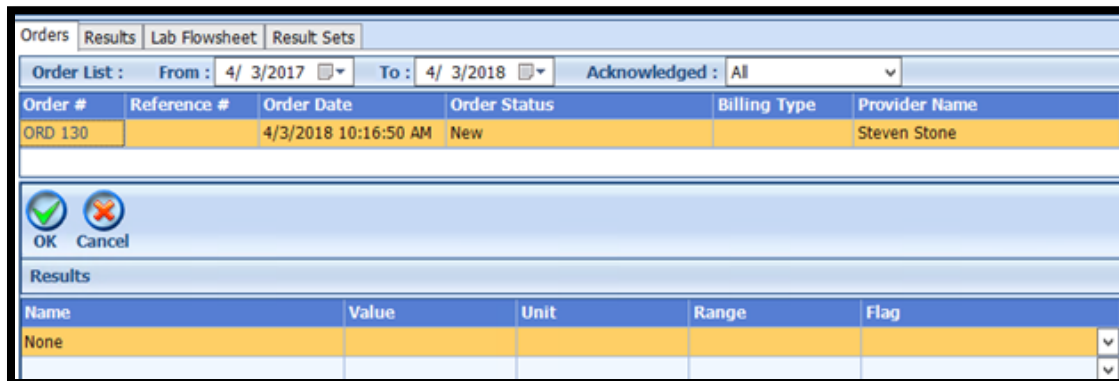
4. You will be brought to the **Scan Documents** screen
  - a. Place a **check box** in the document you would like to associate
  - b. Click **Save** hot button



### *Adding Value Results to Order*

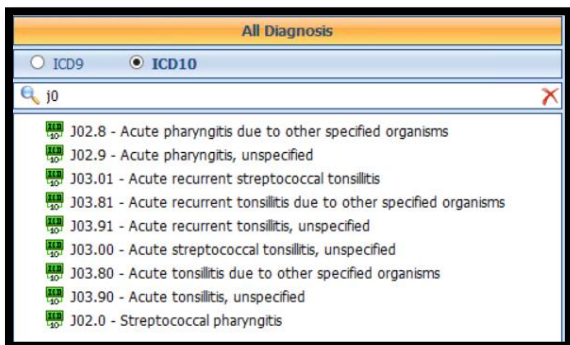
To manually document the test results:

1. Navigate to **Orders & Results > Orders Tab**
2. Right-click on the test you would like to add the results to
3. Click **Add Results**
4. Enter test results in **Value** field > Click **Save & Close** hot button



### Adding Pharyngitis Diagnosis

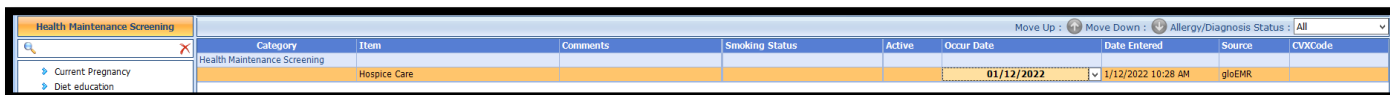
**Dx and CPT** must be associated to the visit during the Exam Note for the patient to count on the Quality Measures Dashboard. For this measure diagnosis must include one seen below, follow standing in-office coding workflow for coding exams.



### Hospice Exclusion

Patients actively in hospice care are excluded from this measure. To document follow steps listed below:

1. Navigate to **History Module > Health Maintenance** category
  - a. Double-click **Hospice Care**
2. Enter **Occur Date**



### Incrementing Details

#### Occur Dates

To increment ANY measure using the History Module the Occur Dater MUST be completed.

#### Exam Coding

If exam notes (Past Exams) are not coded with Diagnosis Code and CPT code measures will not increment.

#### Measure Specific Codes

Some of the SnoMed, LOINC, ICD10 and CPT Codes list are one of many available for some measures, if you practice would like to use an alternate code than what is listed in the set up section, please reach out to support for additional options.